


**1 JESUS DIED  
AND  
CAME ALIVE AGAIN !**



**COLORING IN BOOK SERIES**

When Jesus was on earth, He told people how much God loves them.


He also did many miracles, like making blind people see again  
and making sick people well.

He also told his special friends that one day

He was going to die on a cross.

This will happen so that He can take away all the sins  
of everybody in the world.

He also said that He would come alive again.



They were very sad because they didn't understand it at all.

So when Jesus' work was finished, He died on a cross

BUT

He came alive again on the 3<sup>rd</sup> day,

just like He told his friends !


WOW ! That is wonderful, hey!

This is how it happened. :

,In those days they buried people in caves  
which they dug out on the side of a mountain.

They wrapped the body in new cloths  
and put it in the cave.

Then they put an enormous round stone in front of the opening.

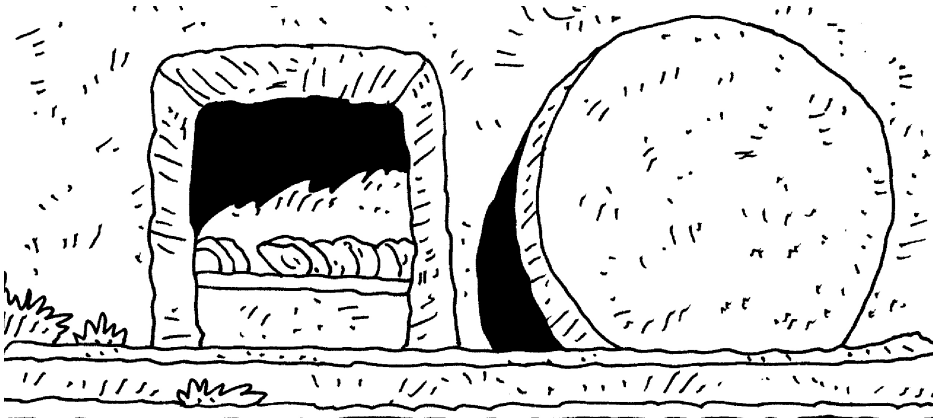


When Jesus was buried, His enemies even hit  
big iron nails through the stone  
and it went right into the rock.,  
It was to make sure nobody would take His body away.  
They also put 2 guards next to the grave.

On the 3<sup>rd</sup> day there was a big earthquake  
when an angel of the Lord came down from heaven  
to open Jesus' grave!

The angel rolled that heavy stone away  
and the iron nails broke off.

That angel was very strong!



The guards were so scared that they fell down  
and lay there as if they were dead.  
God's power made Jesus come alive  
and He walked out of the grave!

Oh that is so amazing!

Nobody can do something like that!

**Wow!**

"Knock, knock, knock ..."

"Mary, Mary open the door please!"

Mary hurried to the door of her house to open it.

Her friends were at the door. Another Mary and Salomé.

"Please come with us to Jesus' grave."

Mary quickly put on her shoes and went with her friends to Jesus' grave.

Their hearts were still so sad and they walked for a while without talking.

They just didn't understand why this had to happen.



"Who will roll that big stone away

so that we can put these special spices on Jesus' body?"

they asked each other.

But when they got there, their eyes just got bigger and bigger .....

because the grave was open and empty!



The stone was rolled away

and there was an angel sitting on the big stone.!

The angel's face was so bright  
and his clothes were white and shiny!  
They didn't know what was going on  
and they were so scared.  
But the angel smiled and spoke to  
them in a very kind voice  
:"Don't be scared. I know that  
you are looking for Jesus,  
who died and was buried here.



He is not here,

**He is alive!**

Go quickly to all Jesus' friends and tell them the good news.  
And then go and wait in Galilee Jesus will meet you all there."

They were SO happy now!



They were laughing and crying for joy at the same time.

Then all of a sudden they saw Jesus



!"Peace to you, my dear friends."

They went onto their knees right there and worshiped Him!

"Don't be scared. Go and tell all our other friends. I will meet you in Galilee, where we always were together."

They ran as fast as they could to tell their friends

the good news !

When Jesus' friends heard this wonderful news,  
they couldn't believe it!



Peter and John decided to go and look for themselves.

They ran as fast as they could to the grave.

When they got there, they also saw that the grave was empty.



Only the cloths were still there. Jesus is really alive!

Let's find out more in the next story.

**This amazing story is in the Bible in Matthew 28 & John 20.**



## INSTRUCTIONS FOR PRINTING :

It is in A5 format

.

To print as a booklet :

On A4 paper, print 2 pages per sheet  
(you might have to set your printer options accordingly).

Print on both sides of the paper using the following  
format :

1<sup>st</sup> sheet of A4 paper print pages 8 & 1

on the flip side print pages 2 & 7

2<sup>nd</sup> sheet of A4 paper print pages 6 & 3

on the flip side print pages 4 & 5

Put it together in sequence and fold in half.

Staple in the middle to form a booklet.

These instructions for printing doesn't include the printing  
of this page.